



NHS

Screening Programmes

Diabetic Eye

Monitoring grading performance in DESP – new TAT reports

Shelley Widdowson
National Grading Lead DESP

Part of Public Health England

Grading management reports

All test results by programme

DESP Grading Management Report - Somewhere Programme - Rolling 12 months

Report date to end March 2015

Grader ID	Programme	Status	Participation		Cumulative sensitivity in a 12 months period (max 10 sets)				
			Completed	End June 2014	End September 2014	End December 2014	End March 2015		
				Sensitivity %	Sensitivity %	Sensitivity %	Sensitivity %	Specificity %	
1234	Somewhere	Grader	11	96%	100%	93%	96.33%	94.23%	
1235	Somewhere	Grader	12	85%	72%	63%	86.67%	100%	
1236	Somewhere	Grader	11	92%	94%	97%	94.33%	97.12%	
1237	Somewhere	Grader	10	88%	84%	82%	84.67%	95.82%	
1238	Somewhere	Grader	10	100%	100%	100%	100.00%	100%	
1239	Somewhere	Trainee	9	96%	97%	97%	96.67%	99.04%	
1240	Somewhere	Grader	9	96%	100%	100%	98.67%	94.62%	
1241	Somewhere	Trainee	6	60%	100%	100%	86.67%	90.16%	
1242	Somewhere	Grader	11	92%	97%	100%	96.33%	95.19%	
1243	Somewhere	Grader	9	95%	87%	95%	92.33%	97.75%	
1244	Somewhere	Grader	8	100%	94%	92%	95.33%	97.56%	
1245	Somewhere	Grader	10	100%	97%	97%	98.00%	91.35%	
1246	Somewhere	Trainee	7	88%	92%	92%	90.67%	91.36%	
1247	Somewhere	Grader	7	63%	70%	92%	75.00%	93.67%	
1248	Somewhere	Grader	11	96%	94%	93%	94.33%	90.38%	
1249	Somewhere	Grader	0	null	null	null	null	null	
1250	Somewhere	Grader	0	null	null	null	null	null	
1251	Somewhere	Grader	0	null	null	null	null	null	
1252	Somewhere	Grader	9	100%	97%	100%	99.00%	76.86%	
1253	Somewhere	Grader	8	96%	97%	92%	95.00%	72.62%	

Flagging system

Sensitivity	Participation	Flagging
$\frac{\text{True positive cases}}{\text{True positive cases} + \text{False positive cases}}$	≥ 10 sets in last 12 months	Green flag
$\geq 90\%$ achieved	< 10 sets in last 12 months	Yellow flag
$\leq 85\%$ amber		
$\leq 80\%$ red		

What does this mean?

- Programmes will be able to react quickly to grading performance issues and take action to raise standards in their service
- QA teams will be able to offer support to programmes who are struggling with grader performance
- Commissioners will be better informed of programme performance with respect to grading

How are the reports accessed?

- The reports are updated every quarter and the most current report will always be available to the programme in the grading management reports, which can be exported into Excel
- Every quarter the regional QA teams will receive the anonymised reports from the TAT system listing all registered graders and their flag status
- QA will forward these reports to the commissioners and should be discussed at regular programme board meetings

The reports won't be made available to QA and commissioners until next year which will give programmes the opportunity to ensure the reports are correct

DESP Grading Management Report - Somewhere Programme - Rolling 12 months

Report date to end March 2015

Grader ID	Programme	Status	Participation	Cumulative sensitivity in a 12 months period (max 10 sets)				
			Completed	End June 2014	End September 2014	End December 2014	End March 2015	
				Sensitivity %	Sensitivity %	Sensitivity %	Sensitivity %	Specificity %
1234	Somewhere	Grader	11	96%	100%	93%	96.33%	94.23%
1235	Somewhere	Grader	12	65%	72%	63%	66.67%	100%
1236	Somewhere	Grader	11	92%	94%	97%	94.33%	97.12%
1237	Somewhere	Grader	10	88%	84%	82%	84.67%	95.92%
1238	Somewhere	Grader	10	100%	100%	100%	100.00%	100%
1239	Somewhere	Trainee	9	96%	97%	97%	96.67%	99.04%
1240	Somewhere	Grader	9	96%	100%	100%	98.67%	94.62%
1241	Somewhere	Trainee	6	60%	100%	100%	86.67%	90.16%
1242	Somewhere	Grader	11	92%	97%	100%	96.33%	95.19%
1243	Somewhere	Grader	9	95%	87%	95%	92.33%	97.75%
1244	Somewhere	Grader	8	100%	94%	92%	95.33%	97.56%
1245	Somewhere	Grader	10	100%	97%	97%	98.00%	91.35%
1246	Somewhere	Trainee	7	88%	92%	92%	90.67%	91.36%
1247	Somewhere	Grader	7	63%	70%	92%	75.00%	93.67%
1248	Somewhere	Grader	11	96%	94%	93%	94.33%	90.38%
1249	Somewhere	Grader	0	null	null	null	null	null
1250	Somewhere	Grader	0	null	null	null	null	null
1251	Somewhere	Grader	0	null	null	null	null	null
1252	Somewhere	Grader	9	100%	97%	100%	99.00%	76.86%
1253	Somewhere	Grader	8	96%	97%	92%	95.00%	72.62%

Screening Programmes



Grader ID
1234
1235
1236
1237
1238
1239
1240
1241
1242
1243
1244
1245
1246
1247
1248
1249
1250
1251
1252
1253

Screening Programmes

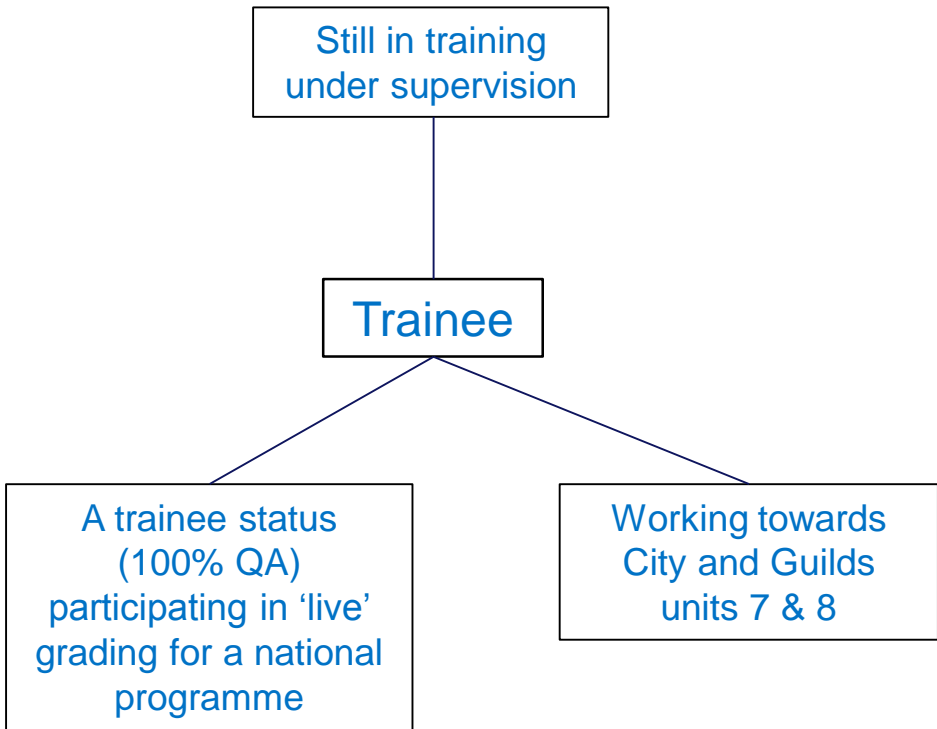


Grader ID	Programme
1234	Somewhere
1235	Somewhere
1236	Somewhere
1237	Somewhere
1238	Somewhere
1239	Somewhere
1240	Somewhere
1241	Somewhere
1242	Somewhere
1243	Somewhere
1244	Somewhere
1245	Somewhere
1246	Somewhere
1247	Somewhere
1248	Somewhere
1249	Somewhere
1250	Somewhere
1251	Somewhere
1252	Somewhere
1253	Somewhere

Screening Programmes



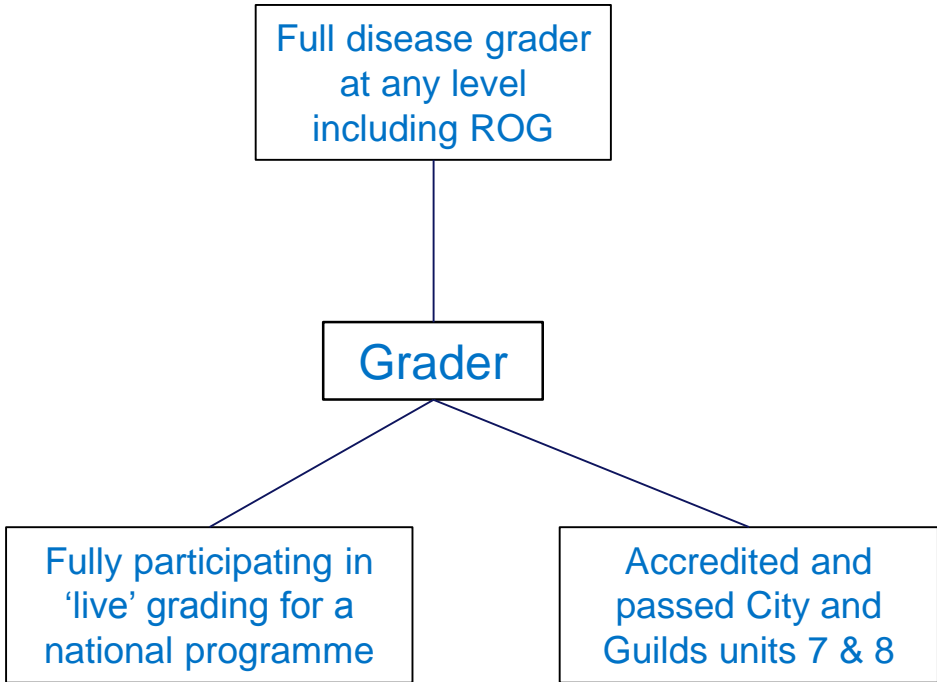
Grader ID	Programme	Status
1234	Somewhere	Grader
1235	Somewhere	Grader
1236	Somewhere	Grader
1237	Somewhere	Grader
1238	Somewhere	Grader
1239	Somewhere	Trainee
1240	Somewhere	Grader
1241	Somewhere	Trainee
1242	Somewhere	Grader
1243	Somewhere	Grader
1244	Somewhere	Grader
1245	Somewhere	Grader
1246	Somewhere	Trainee
1247	Somewhere	Grader
1248	Somewhere	Grader
1249	Somewhere	Grader
1250	Somewhere	Grader
1251	Somewhere	Grader
1252	Somewhere	Grader
1253	Somewhere	Grader



Screening Programmes



Grader ID	Programme	Status
1234	Somewhere	Grader
1235	Somewhere	Grader
1236	Somewhere	Grader
1237	Somewhere	Grader
1238	Somewhere	Grader
1239	Somewhere	Grader
1240	Somewhere	Grader
1241	Somewhere	Trainee
1242	Somewhere	Grader
1243	Somewhere	Grader
1244	Somewhere	Grader
1245	Somewhere	Grader
1246	Somewhere	Trainee
1247	Somewhere	Grader
1248	Somewhere	Grader
1249	Somewhere	Grader
1250	Somewhere	Grader
1251	Somewhere	Grader
1252	Somewhere	Grader
1253	Somewhere	Grader



Screening Programmes

DESP Grading M...

Report date

Participation

Grader ID	Programme	Status	Completed
1234	Somewhere	Grader	11
1235	Somewhere	Grader	12
1236	Somewhere	Grader	11
1237	Somewhere	Grader	10
1238	Somewhere	Grader	10
1239	Somewhere	Trainee	9
1240	Somewhere	Grader	9
1241	Somewhere	Trainee	6
1242	Somewhere	Grader	11
1243	Somewhere	Grader	9
1244	Somewhere	Grader	8
1245	Somewhere	Grader	10
1246	Somewhere	Trainee	7
1247	Somewhere	Grader	7
1248	Somewhere	Grader	11
1249	Somewhere	Grader	0
1250	Somewhere	Grader	0
1251	Somewhere	Grader	0
1252	Somewhere	Grader	9
1253	Somewhere	Grader	8

This is the number of test sets taken in the last 12 months calculated on the last day of the reporting quarter.

Green = full participation

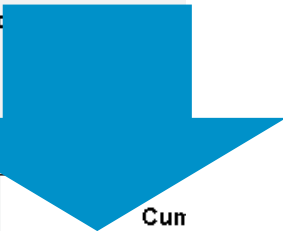
Amber = not sufficient test sets taken

Blue text = trainee

DESP Grading Management Report

Report date to end March 2015

Screening Programmes



Grader ID	Programme	Status	Participation		Cum
			Completed	End June 2014	
					Sensitivity %
1234	Somewhere	Grader	11		96%
1235	Somewhere	Grader	12		65%
1236	Somewhere	Grader	11		92%
1237	Somewhere	Grader	10		88%
1238	Somewhere	Grader	10		100%
1239	Somewhere	Trainee	9		96%
1240	Somewhere	Grader	9		96%
1241	Somewhere	Trainee	6		60%
1242	Somewhere	Grader	11		92%
1243	Somewhere	Grader	9		95%
1244	Somewhere	Grader	8		100%
1245	Somewhere	Grader	10		100%
1246	Somewhere	Trainee	7		88%
1247	Somewhere	Grader	7		63%
1248	Somewhere	Grader	11		96%
1249	Somewhere	Grader	0		null
1250	Somewhere	Grader	0		null
1251	Somewhere	Grader	0		null
1252	Somewhere	Grader	9		100%
1253	Somewhere	Grader	8		96%

This column relates to the sensitivity score to STDR to the end of June 2014 for a maximum 10 test sets within a 12 month period.

This is not 'flagged' as it in the past and not the most current sensitivity measure

Blue text = trainee

DESP Grading Management Report - Somewhere

Report date to end March 2015

Screening Programmes



Grader ID	Programme	Participation		Cumulative Sensitivity	
		Status	Completed	End June 2014	End September 2014
				Sensitivity %	Sensitivity %
1234	Somewhere	Grader	11	96%	100%
1235	Somewhere	Grader	12	65%	72%
1236	Somewhere	Grader	11	92%	94%
1237	Somewhere	Grader	10	88%	84%
1238	Somewhere	Grader	10	100%	100%
1239	Somewhere	Trainee	9	96%	97%
1240	Somewhere	Grader	9	96%	100%
1241	Somewhere	Trainee	6	60%	100%
1242	Somewhere	Grader	11	92%	97%
1243	Somewhere	Grader	9	95%	87%
1244	Somewhere	Grader	8	100%	94%
1245	Somewhere	Grader	10	100%	97%
1246	Somewhere	Trainee	7	88%	92%
1247	Somewhere	Grader	7	63%	70%
1248	Somewhere	Grader	11	96%	94%
1249	Somewhere	Grader	0	null	null
1250	Somewhere	Grader	0	null	null
1251	Somewhere	Grader	0	null	null
1252	Somewhere	Grader	9	100%	97%
1253	Somewhere	Grader	8	96%	97%

DESP Grading Management Report - Somewhere Programme - R

Screening Programmes

Report date to end March 2015



Grader ID	Programme	Participation		Cumulative sensitivity in a months		
		Status	Completed	End June 2014	End September 2014	End December 2014
				Sensitivity %	Sensitivity %	Sensitivity %
1234	Somewhere	Grader	11	96%	100%	93%
1235	Somewhere	Grader	12	65%	72%	63%
1236	Somewhere	Grader	11	92%	94%	97%
1237	Somewhere	Grader	10	88%	84%	82%
1238	Somewhere	Grader	10	100%	100%	100%
1239	Somewhere	Trainee	9	96%	97%	97%
1240	Somewhere	Grader	9	96%	100%	100%
1241	Somewhere	Trainee	6	60%	100%	100%
1242	Somewhere	Grader	11	92%	97%	100%
1243	Somewhere	Grader	9	95%	87%	95%
1244	Somewhere	Grader	8	100%	94%	92%
1245	Somewhere	Grader	10	100%	97%	97%
1246	Somewhere	Trainee	7	88%	92%	92%
1247	Somewhere	Grader	7	63%	70%	92%
1248	Somewhere	Grader	11	96%	94%	93%
1249	Somewhere	Grader	0	null	null	null
1250	Somewhere	Grader	0	null	null	null
1251	Somewhere	Grader	0	null	null	null
1252	Somewhere	Grader	9	100%	97%	100%
1253	Somewhere	Grader	8	96%	97%	92%

DESP Grading Management Report - Somewhere Programme - Rolling 12 months

Programmes

Report date to end March 2015



Grader ID	Programme	Status	Participation		Cumulative sensitivity in a 12 months period (max 10 s			
			Completed		End June 2014	End September 2014	End December 2014	End Mar
					Sensitivity %	Sensitivity %	Sensitivity %	Sensitivity %
1234					96%	100%	93%	96.33%
1235					65%	72%	63%	66.67%
1236					92%	94%	97%	94.33%
1237					88%	84%	82%	84.67%
1238					100%	100%	100%	100.00%
1239					96%	97%	97%	96.67%
1240					96%	100%	100%	98.67%
1241					60%	100%	100%	86.67%
1242					92%	97%	100%	96.33%
1243					95%	87%	95%	92.33%
1244					100%	94%	92%	95.33%
1245					100%	97%	97%	98.00%
1246	Somewhere	Trainee	7		88%	92%	92%	90.67%
1247	Somewhere	Grader	7		63%	70%	92%	75.00%
1248	Somewhere	Grader	11		96%	94%	93%	94.33%
1249	Somewhere	Grader	0		null	null	null	null
1250	Somewhere	Grader	0		null	null	null	null
1251	Somewhere	Grader	0		null	null	null	null
1252	Somewhere	Grader	9		100%	97%	100%	99.00%
1253	Somewhere	Grader	8		96%	97%	92%	95.00%

This column relates to the most current sensitivity score to STDR (end of March 2015) for a maximum 10 test sets within a 12 month period.

ort - Somewhere Programme - Rolling 12 months



Cumulative sensitivity in a 12 months period (max 10 sets)

End June 2014	End September 2014	End December 2014	End March 2015	
Sensitivity %	Sensitivity %	Sensitivity %	Sensitivity %	Specificity %
96%	100%	93%	96.33%	94.23%
65%	72%	63%	66.67%	100%
92%	94%	97%	94.33%	97.12%
88%	84%	82%	84.67%	95.92%
100%	100%	100%	100.00%	100%
96%	97%	97%	96.67%	99.04%
96%	100%	100%	98.67%	94.62%
60%	100%	100%	86.67%	90.16%
92%	97%	100%	96.33%	95.19%
95%	87%	95%	92.33%	97.75%
100%	94%	92%	95.33%	97.56%
100%	97%	97%	98.00%	91.35%
88%	92%	92%	90.67%	91.36%
63%	70%	92%	75.00%	93.67%
96%	94%	93%	94.33%	90.38%
null	null	null	null	null
null	null	null	null	null
null	null	null	null	null
100%	97%	100%	99.00%	76.86%
96%	97%	92%	95.00%	72.62%

This column relates to the most current specificity score to STDR (end of March 2015) for a maximum 10 test sets within a 12 month period.

Screening Programmes



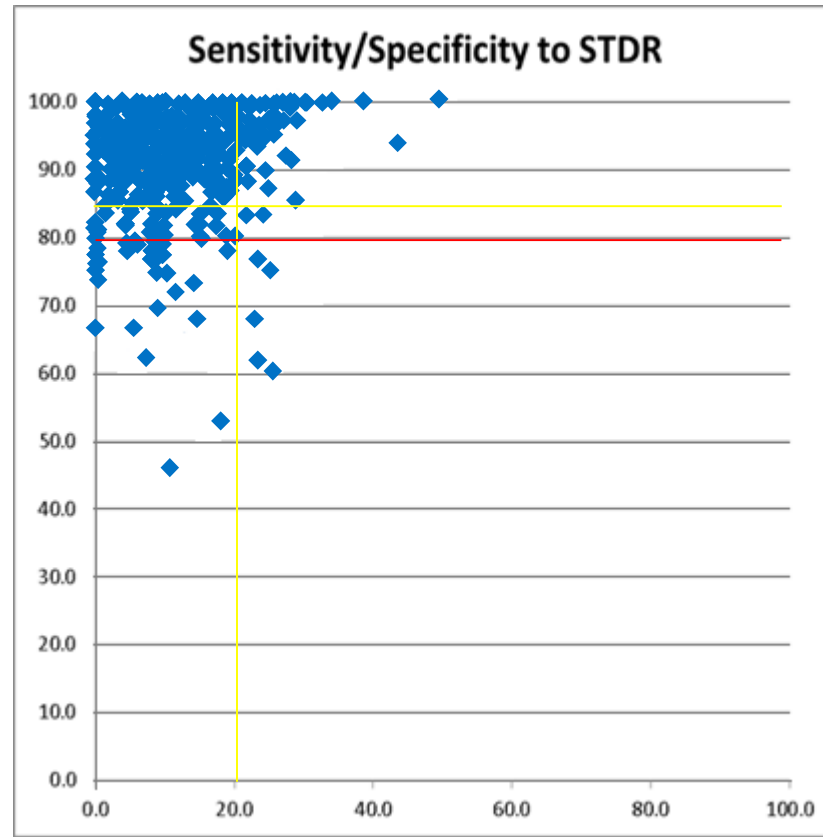
ID	Programme	Status	Completed	End June 2014	End Sept 2014	End Dec 2014	End March 2015
				Sensitivity %	Sensitivity %	Sensitivity %	Sensitivity %
1237	Somewhere	Grader	10	88%	84%	82%	

Screening Programmes

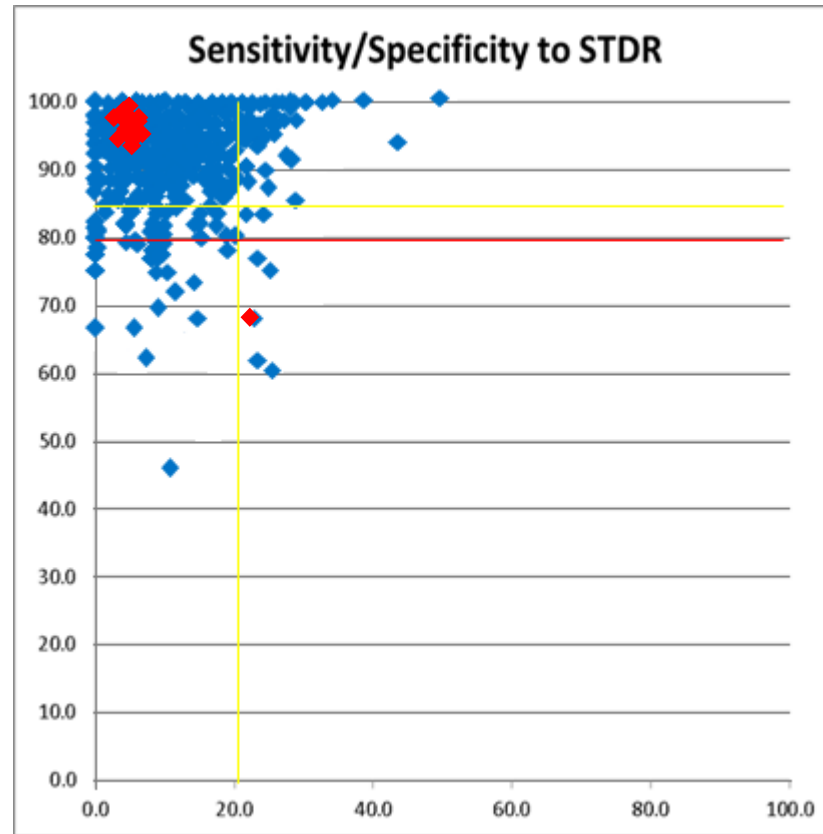


ID	Programme	Status	Completed	End June 2014	End Sept 2014	End Dec 2014	End March 2015	
				Sensitivity %	Sensitivity %	Sensitivity %	Sensitivity %	Specificity %
1252	Somewhere	Grader	9	100%	97%	100%	99.00%	76.86%

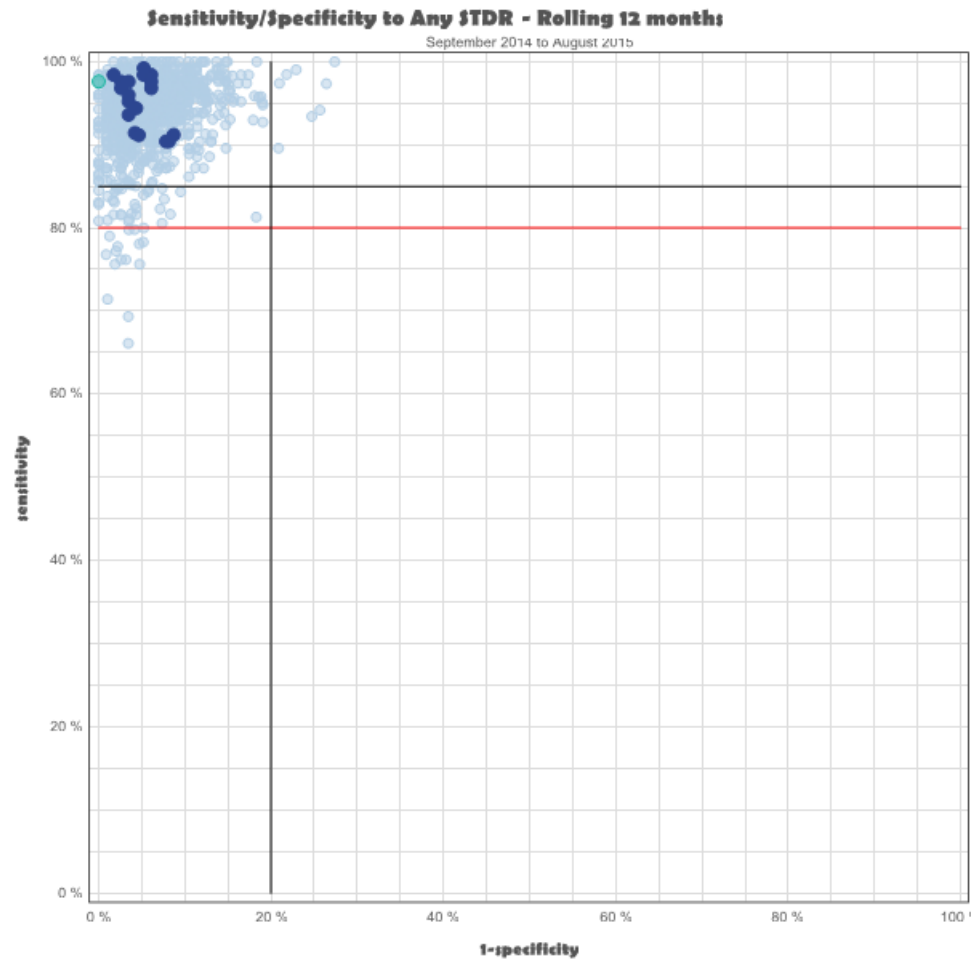
Grader outliers 2011 – 2012



Grader outliers 2011 – 2012



Grader outliers 2014 – 2015



Accuracy of the report

- Participation is key to this
 - Move trainees to full disease grader status as soon as qualified with unit 7 & 8 City and Guilds online test and signed off by the CL once in house training has been complete
 - Use 'guest grader' status for voluntary participation
 - Remove graders who have left the service
- Time to do the tests
- Reviewing monthly test results
- Immediately report any inaccuracies

Manager

Quality

- New guidance
- Performance
- TAT reports
- Support guidance

<https://www.gov.uk/guidance/diabetic-eye-screening-quality-of-grading>





NHS

Screening Programmes

Diabetic Eye

Thank you

Screening Programmes